


mini ARCADE



1

INSTRUCTION BOOKLET
how tobuild your own ARCADE!



For
PSP

\$1.00

ISSUE NO. 1



060043 060541 >

**FOLD IT
YOURSELF**

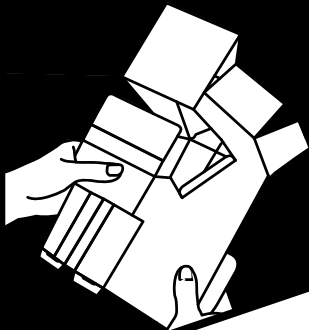


**CARDBOARD
CLASSICS**

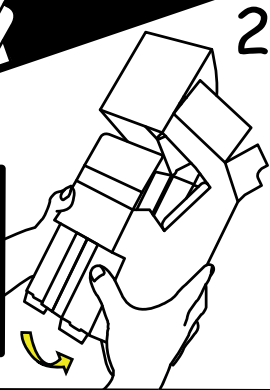
Designed and published by **suckUK**™ 2007.

SUCK UK PRESENTS:

HOW TO BUILD YOUR OWN PSP ARCADE!



1




2

POP UP THE FLAT
PACK ARCADE TO
MAKE IT THREE
DIMENSIONAL.

PINCH THE TWO SIDES
TOGETHER TO STRAIGHTEN
THE MODEL.

3

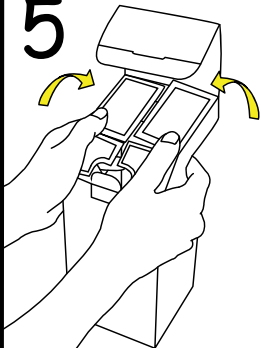


4



**FOLD IN SIDE
PIECES AND
PUSH TABS
INTO SMALL
SLOTS**

5



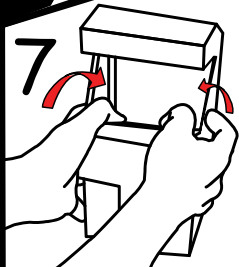
BEND DOWN TABS
THEN PEEL OFF
THE TAPE.



BRING DOWN THE TOP
TO THE TAPED AREA AND
SEAL CLOSED.




7



FOLD IN THE FRONT PIECE
UNTIL IT CLICKS IN.

**WHEN THE 3D MODEL IS
MADE, JUST SLIDE YOUR
PSP INTO IT AND LET THE
GAMES BEGIN!!**



OTHER CARDBOARD CLASSICS FROM
suckUK®




create your own **MIX**

MT 128 ^{USB}



suckUK® Mix Tape USB

and **SHARE** with your **FRIENDS**



my
tunes
for you

USB

BOOMBX!!!

ISSUE NO. 2

For
iPod

COLLECT
THEM ALL!!



OUT NOW!!



**CARDBOARD
CLASSICS**

BY

suckUK™ 