


wooden bulb

How to change the light bulb...

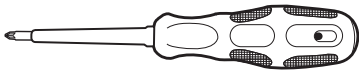


Bulb...

Use Max 60w

Screw type (E27) bulbs

You will need...




Screw driver



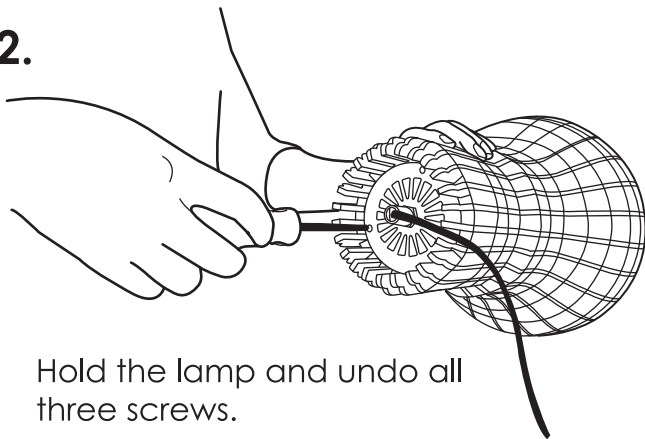
Bulb...

Use Max 60w
Screw type (E27) bulb

1.

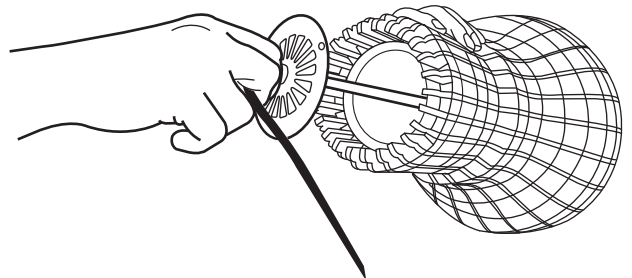


2.



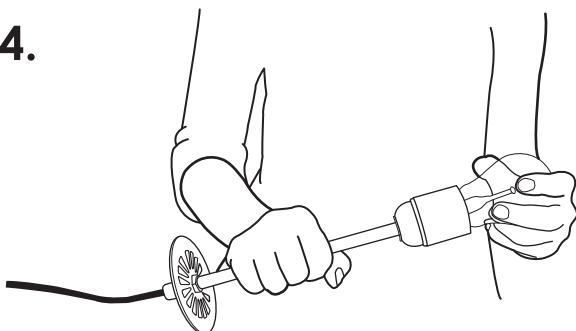
Hold the lamp and undo all three screws.

3.



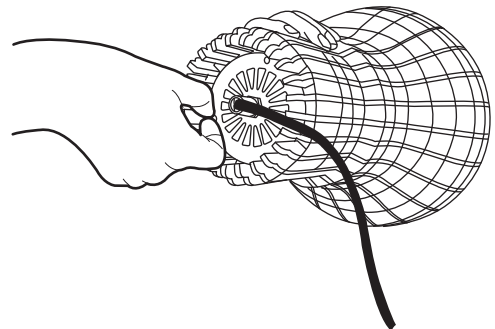
Slide the metal section out of the main body.

4.



Carefully remove and change the light bulb.

5.



Slide the metal section into the main body and screw back together.